

# How to Add a Quiz to a Video

## Overview

In Panopto you have the ability to add quiz questions to any Panopto video at any point during the presentation. Quizzes can only be taken by users that are signed into your Panopto site.

### Prerequisites

- Creator access to Panopto

## 1. Create a quiz

1.1. Open your chosen session in the Panopto editor.

1.2. Click in the timeline to navigate to the place in the video where you would like to insert a quiz. The red vertical line will indicate where the quiz will be added in the video (Fig. 1).

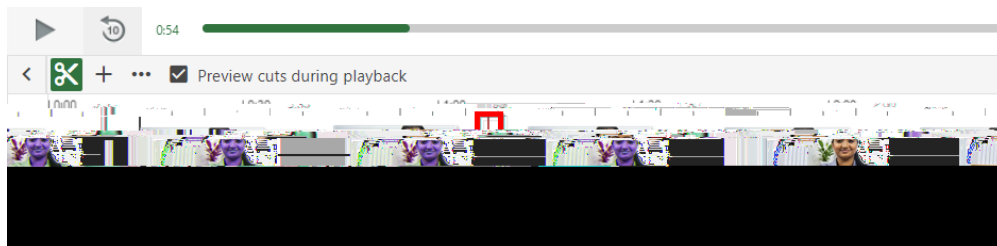


Figure 1

1.3. In the left Navigation menu, click on **Quizzes** then select **Add a Quiz** (Fig. 2).

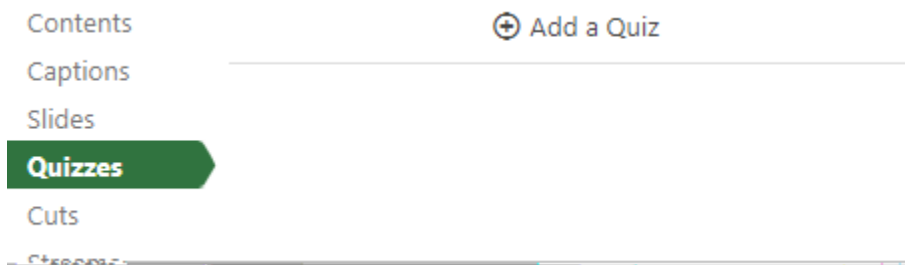


Figure 2

1.4. A quiz window will appear in your secondary stream window where you can fill in the details for your quiz (Fig. 3).



Figure 3

1.5. Within the form, you can select the drop-down menu in the top right corner to show different types of quiz questions. The quiz options include **True/False**, **Multiple Choice**, **Multiple Select**, and **Fill In the Blank**. The default is multiple choice (Fig. 4).

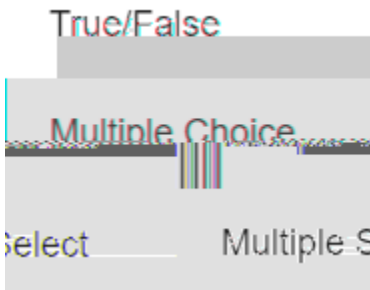


Figure 4

1.6. **Multiple Choice:** Gives you the option to have several answers present, but only one answer can be chosen as correct. When the option is first chosen, there will only be two answer fields. Another answer field can be added by clicking the "**Add Answer...**" button (Fig. 5). You need to have the correct answer selected before adding another question.

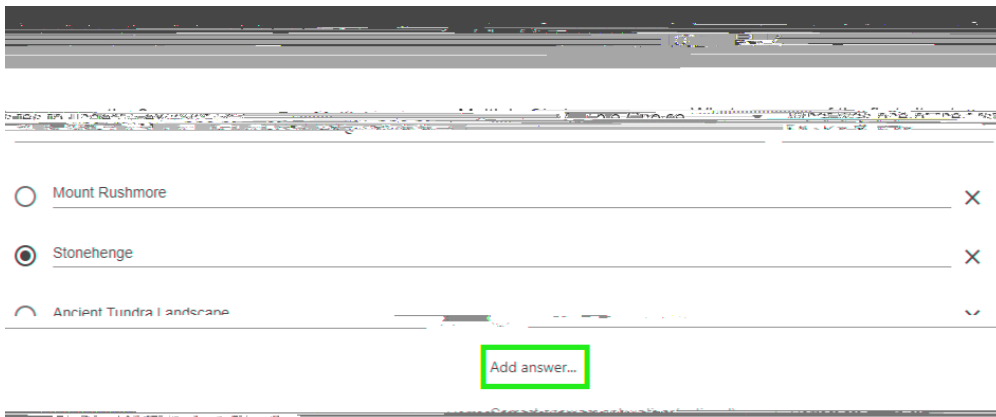


Figure 5

1.7. **Fill In the Blank:** Gives you the option to ask questions that require users to fill in answers to the

question. The prompt will ask for the correct answer to be provided (Fig. 6).

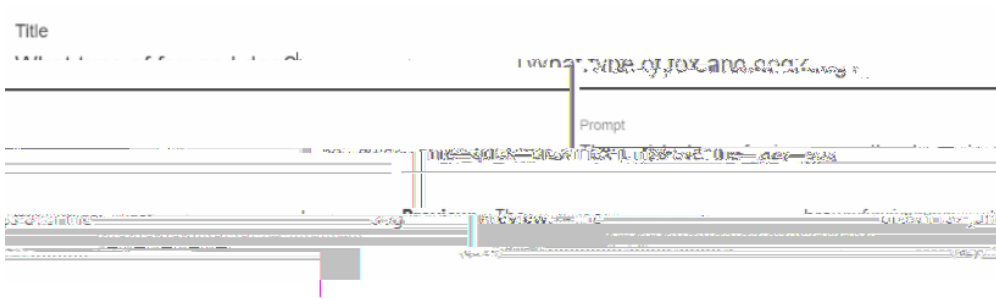


Figure 6

1.8. To remove an answer you can click on the **X** next to any of the Answers (Fig. 7).

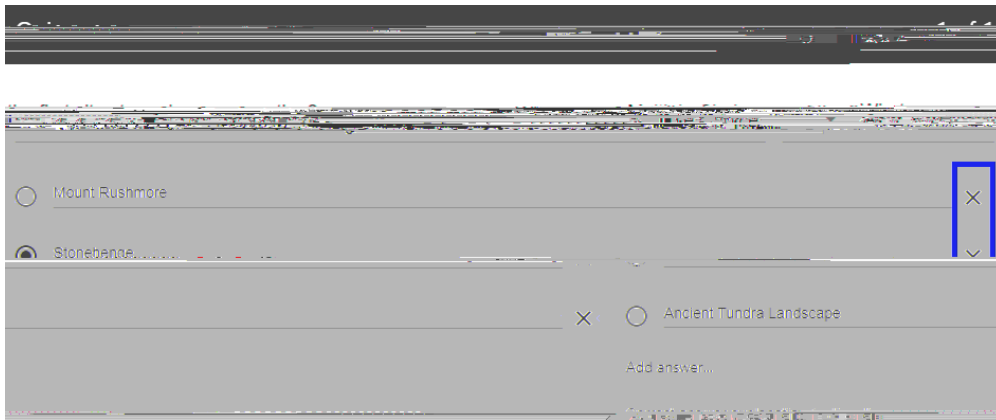


Figure 7

1.9. Other quiz question types include **True/False**, which gives you the option to ask a True or False question. And **Multiple Select**, which gives you the option to have several answers present and more than one can be selected as correct.

1.10. Once you are done with a question and want to add another one, click the **Add a Question** button at the bottom of the form (Fig. 8).

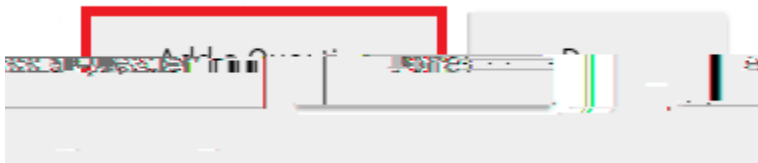


Figure 8

1.11. If you need to navigate to a different question in your quiz, you can use the **Back** and **Next** buttons at the bottom of the form (Fig. 9).

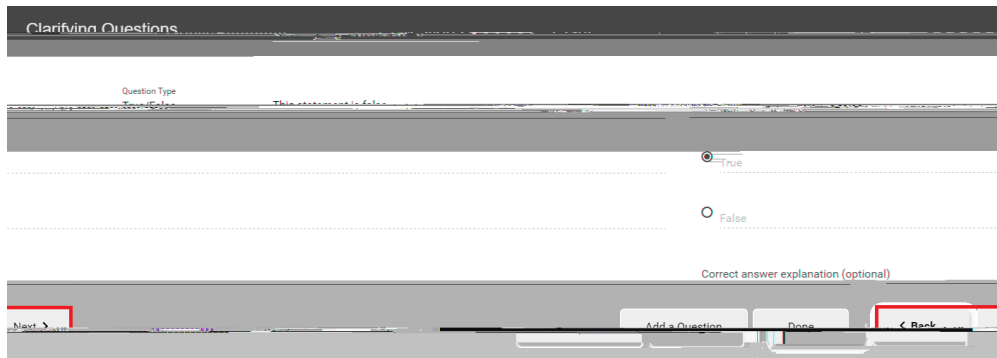


Figure 9

1.12. Once you have added all of your questions, click the **Done** button at the bottom of the form (Fig.10).



Figure 10

1.13. You will then be directed to the **Options** page for this **Quiz**. In this page, you can: (Fig. 11).

- Allow viewers to retake the Quiz
- Show grade after taking this quiz (If this is enabled you can also allow review of correct answers and explanations)
- Allow review of correct answers and explanations
- Block advancing in the video until answering this quiz
- Delete questions by clicking the **Xs**
- Reorganize the questions by using the **arrows**

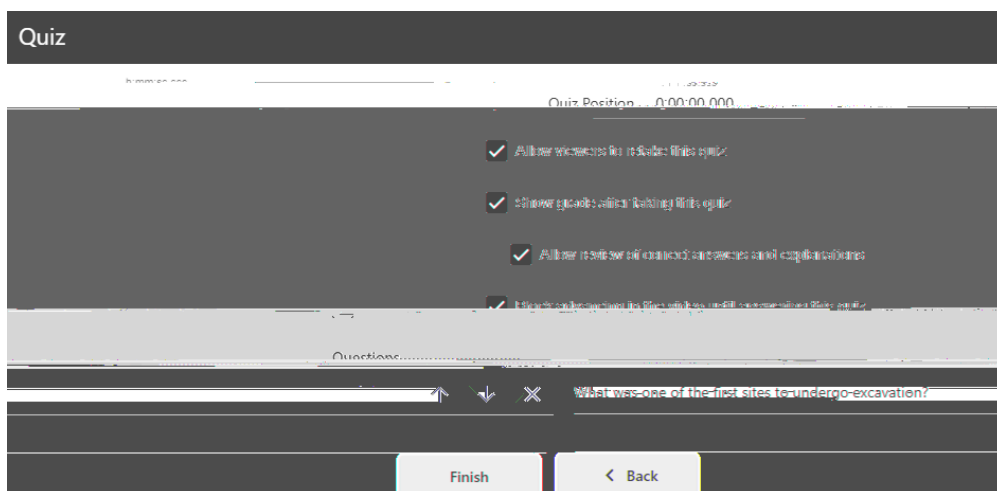


Figure 11

1.14. Once you are finished, click the **Save** button. The name of your quiz will now appear in the Quizzing pane.

1.15. Repeat these steps for each quiz you want to add to your session. When you are finished, click **Publish**. During playback, when it is time for a Quiz the video will pause until the question(s) is/are answered.

## 2. Viewing Quizzing Results

2.1. To access the results of a quiz, click the settings icon on the session where the quiz was created (Fig. 12).



Figure 12

2.2. On the left, click the **Quiz Results** tab to display the results (Fig. 13).

A screenshot of a quiz results summary page. The page has a navigation menu on the left with 'Share', 'Outputs', and 'Streams'. The main content area shows a table with columns for 'Section', 'Position', and 'Results'. Below this is a table of questions and a table of user results.

Section	Position	Results
Taking Care of a Puppy	00:19	5/6 (83%)

Question	Type	Results
1: How often should you bathe a puppy?	Multiple Choice	2/2 (100%)
2: How often should you brush a puppy's teeth?	Multiple Choice	2/2 (100%)
3: How often should you groom a puppy's ears?	Multiple Choice	2/2 (100%)
4: How often should you trim a puppy's nails?	Multiple Choice	2/2 (100%)
5: How often should you clean a puppy's eyes?	Multiple Choice	2/2 (100%)
6: How often should you clean a puppy's ears?	Multiple Choice	2/2 (100%)

User	Results
> j lubbert	2/3 (67%)
> Antonio Brown	3/3 (100%)

Figure 13

2.3. From this tab, you can see **Quiz Results Summary** which shows the total number of correct answers and questions as well as the percentage correct for each quiz. You are also able to get a more detailed view of results by section. Click the Section drop-down to select which quiz section to drill into (Fig. 14).

## Detailed Results By Section

Section	Question	Type	Results
Taking Care of a Puppy	1: How often should you bathe a puppy?	Multiple Choice	2/2 (100%)




Figure 14

2.4. You can also expand each user to see which questions they got correct and which questions they got incorrect (Fig. 15).

User	Results
▼ j lubbert	2/3 (67%)
✓ 1: How often should you bathe a puppy?	
✓ 2: Too much washing will cause the dog's coat to get damaged.	

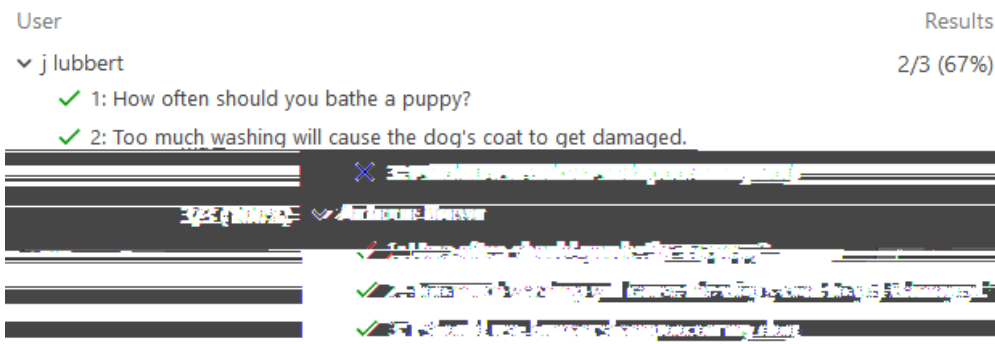


Figure 15

2.5. You will also see an option to **Download** (Fig. 16). This will make it possible to convert the quiz results to .csv files including the username, quiz, question, response, and correctness.

Section	Position	Results	Share
2/6 (33%)	Google Sheets Quiz		03:49

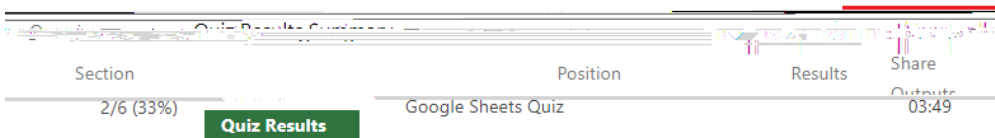


Figure 16